

# Winter 2005 Newsletter

© 2002- 2005 Southeastern Antique Radio Society. ALL RIGHTS RESERVED. UNAUTHORIZED DUPLICATION PROHIBITED.  
**Caution: Performing repairs on radios could be dangerous. SARS assumes no responsibility for accidents resulting from any information contained in this web site or newsletters.**

**JOIN SARS!** Dues are \$12 per calendar year. Join after June 30 and dues are pro-rated to \$6.00 for the remainder of the year. Send payment to the SARS address below.

## SUPPORT YOUR CLUB!

The Southeastern Antique Radio Society meets on the second Monday of each month at Fire Mountain Restaurant, 7045 Jimmy Carter Blvd. Norcross, GA 30093. Meetings start at approximately 6:30 PM. Most attendees arrive early and eat before the meeting. In addition to club business, meetings have a "Show and Tell" session where members bring in items to display and discuss. All are encouraged to participate in this activity. See the monthly schedule elsewhere in the newsletter and the map below.

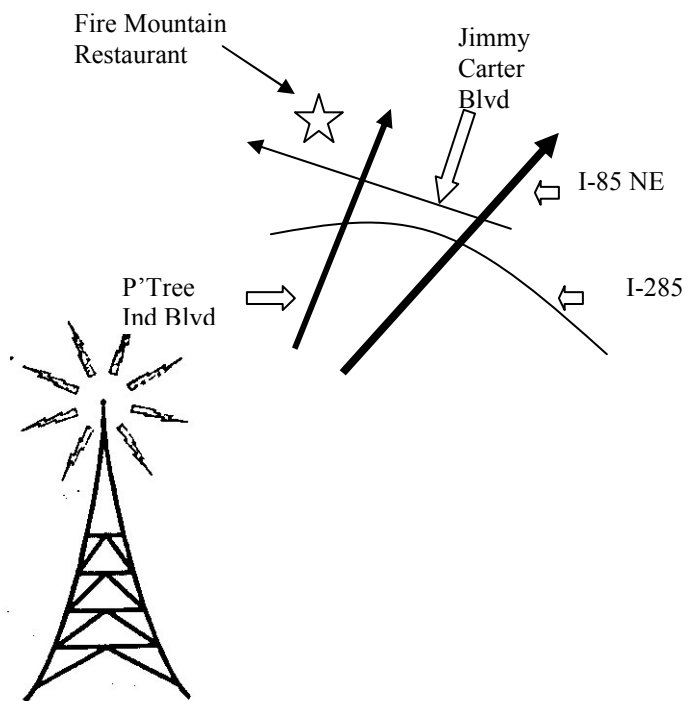
**ANNUAL DUES ARE  
NOW PAYABLE! ONLY \$12!  
JOIN OR RENEW TODAY!**

**SARS  
RADIO  
CLUB**

**Winter  
BULLETIN  
January, 2005**

Check out our website!

[www.sarsradio.com](http://www.sarsradio.com)



# **GENERAL INFO**

**Southeast Antique Radio Society  
113 Laurel Ridge Drive  
Alpharetta, GA 30004**

## **Club Officers:**

**President: Richard Rodgers**

**Vice President: Les Cane**

**Publicity & Membership: Bob Niven**

**Secretary: Gary Beale**

**Treasurer: Tom Knutson**

**Newsletter Editor: Mark Palmquist**

**Next Swap Meet: February 26, 2005**

**Magnolia Antique Mall, 131 Atlanta Road, Cumming, GA 30040 8:00 A.M.**

See <http://www.sarsradio.com> for details. See Map on Page 8

**Next Meeting: Monday, January 10, 2005**

**Fire Mountain Restaurant Norcross 6:30 pm**

**Discussion Topic: TBA**

**Show & Tell: ABC Radios (Airline, Bosch, Crosley etc.)**

# ATTENDING AN ESTES AUCTION

August 28, 2004

By Tom Knutson

Have you ever looked at the Antique Radio Classified magazine at those Estes Auction ads or read the write ups of the Estes Auctions with those rows and rows of antique radios and wondered, "What would it be like to actually experience one of these auctions?" I have.

Have you ever heard Rich Rodgers talk about how he grew up in the Estes Auction's back yard and how he would go to the action occasionally and pick a few radios for some paltry sum – just for something to do? I have.

Finally this year my curiosity grew to the point where it overshadowed my practical reasons for not attending one of these unique auctions. Besides the mundane practical reasons like time and money, my big one was that I can't drive eleven hours by myself without falling asleep. To solve this last big hurdle, I bribed my wife with a five-day vacation, one day of which I would spend at the auction. It worked! She loves vacations.

**Getting there:** We got to the auction site by heading north on I-75. At Cincinnati we veered to the right on to I-171. We exited I-171 at exit number 204. As we pulled off the highway we found we were in Burbank, Ohio, one of the two sites for the Estes Auctions and the one we were looking for.

Once in Burbank we thought it would not be too difficult to find the auction site, since I knew the name of the building and its address. The first few people we asked had no idea what we were talking about. We found this a bit peculiar because Burbank can't be more than four square blocks.

We did finally get directions to the site. It is on sort of an access road running parallel to the interstate highway we had just left. The parking lot was paved with grass and faced the barns of a neighboring horse farm. Being a hot day, especially for Ohio, you could not help noticing the horse barns, even if you were blind. The characteristic smell, you know. While standing in the parking lot my wife glanced across the highway and exclaimed, "YES, there is a God." There was a brand new shopping center on the other side of the highway. Guess where she spent her day? Well, she didn't buy any radios. Strange priorities!

**The Preview:** The auction was scheduled for Saturday. The auction items were previewed on Friday afternoon from 4:00 pm until 8:00 pm. The preview is a good idea because all radios are tagged with a batch number and an item number. The batch number represents the collection it came from and the item number is the item within that collector's batch. By writing down the batch and item numbers of the items you are interested in, it makes it easier to identify them during the auction. The auction moves very fast, so you best know which radios you are really interested in beforehand.

The radios are displayed on tables about waist high arranged in long rows with access aisles in between each row. The radios were somewhat grouped by category. The 1920's radios were in one area, the ham gear in another, and 1930's wood radios were mostly together in another. Consoles were in a separate floor standing area adjacent to the rows of tables.

The preview gave me my biggest shock. Since these were liquidations of collections of collectors who had assumedly been increasing the quality of their collections all their collecting career, I expected to see most of the radios in pristine, or at least excellent shape. Such was not the case. With the notable exception of three Atwater Kent breadboards which were like brand new, almost all the radios needed some work. Many of them needed a lot of work.

**The Auction:** The auction itself took place in one end of a very large auction building and close to the displayed radios. The auction was very well organized and moved along quickly. Richard Estes has a staff of about 8 people to handle the various tasks. Besides the auctioneer and sales recording person, there were 2 men hauling in radios from the tables to be bid on, one fellow selecting consoles to auction, and one man just to select tubes to sell. They would alternate between these groups so that there was never any dead time waiting for someone to bring an item to sell. There were no bathroom breaks or lunch breaks. The action went on until everything was sold. As the afternoon progressed the crowd dwindled. Richard Estes, obviously knowing this to be the pattern, auctioned off all the really good items in the first two hours or so of the event.

Although the bidding usually started off on each radio with several interested bidders, at the end it was almost always a battle between just two interested collectors. There was one conspicuous exception to this rule, however. There was one heavy gentleman who, if he wanted an item, would hold up his bidding number sign and leave it there until everyone else stopped bidding. It seemed to me that there was something inherently unfair about this, but I couldn't put my finger on it. I've got it! It was unfair if he were bidding against me.

Well, how about me? Did I enjoy it? Yes! Did I buy anything? Yes! I bought ten radios. If I had it to do all over again I probably would have bought five. (You will see the others at the winter swap meet.) I think next time I will bid only on a few radios I really want and leave the rest for others to enjoy. It is so easy to get caught up in the action and get carried away.

What did I buy? My favorites were an Emerson 212 "Bullet" with the pistachio trim lines, a 1920's Crosley 51 with tubes and original calibration documents, and a Zenith "cube". I also bought several tombstones of lesser nobility.

The big question then is "Would I do it again?" Does anyone want to share an eleven-hour drive to Ohio some time next year?

## Upcoming Radio Events

Date	Event	Location	Contact
Feb 26	SARS Swap Meet	Cumming, GA	<a href="http://www.sarsradio.com">http://www.sarsradio.com</a>
Feb 26	Dalton Hamfest	Dalton, GA	<a href="http://www.arrl.org">http://www.arrl.org</a>
Mar 24-26	AWA NC Meet	Charlotte NC	<a href="http://www.cc-awa.org">http://www.cc-awa.org</a>

## SARS Email Contact Information

You can post discussion group messages, list Want Ads, send a group email to most club members or have your own SARS email account by following instructions at the website or contacting [webmaster@sarsradio.com](mailto:webmaster@sarsradio.com).

SARS WEBSITE. <http://www.sarsradio.com>.


## Radio Contest Announcement

The SARS club will have an informal **radio contest** at the Winter meet in Cumming. Contest Categories are:

**Philco Radios** (any type), **Cathedral Radios** (Late 20's to Early 30's), **Military Equipment**, **Novelty Radios**, **Radio Advertising Items**, **Radio/Phono Combinations**. Contact Les Cane ([les@sarsradio.com](mailto:les@sarsradio.com)) for more information. Ribbons will be awarded to top finishers as judged by an impartial panel of radio experts.

## Ron Ramirez “Mr. Philco” to speak at Winter Meet

Ron Ramirez, Philco restoration expert and author of “*Philco Radio – 1928-42*” has accepted our invitation and plans to attend our Winter meet and will be the featured speaker. Learn more about Ron and his activities at <http://www.philcoradio.com>.



**NOTE: February SARS meeting will be held Feb 21 so it won't fall on Valentine's Day.**

---

## **SARS Club Honors Jack Crider**

As many club members know, SARS past secretary/treasurer has moved to Indiana with his spouse Nancy to be closer to family. The SARS board unanimously voted Jack to be a Patron Member for 2005.

---

## **SARS to Host Outdoor Meets May and September**

Details to be announced in Future Newsletters and at <http://www.sarsradio.com>.

## **Executive Committee sets SARS Goals, Budget for 2005**

The club officers have set goals and budgets for the coming year. These will be discussed at future meetings and posted on the web site at <http://www.sarsradio.com>.

## **SARS Meeting Dates for 2005 - Mark Your Calendars!**

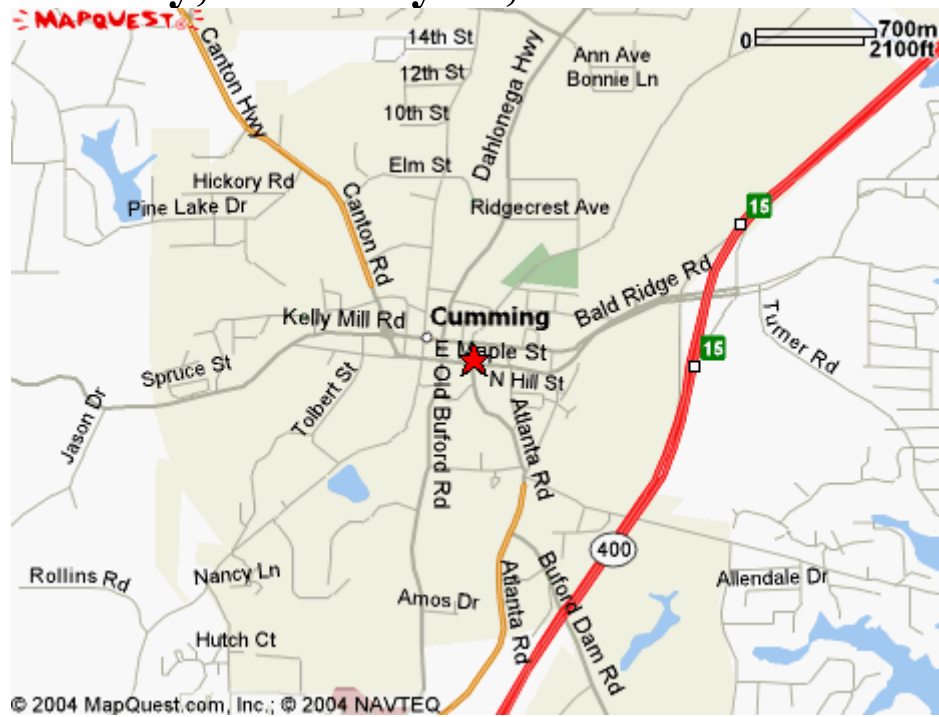
<b>Date</b>	<b>Show &amp; Tell</b>	<b>Program</b>	<b>Speaker</b>
<b>Jan 10</b>	<b>ABC Radios</b>	<b>TBA</b>	<b>TBA</b>
<b>Feb 21*</b>	<b>Zenith Radios</b>	<b>TBA</b>	<b>TBA</b>
<b>Mar 14</b>	<b>TBA Test Equipment &amp; Philco Radios</b>	<b>TBA</b>	<b>TBA</b>
<b>Apr 11</b>	<b>Department Store Radios Radio Paper and Advertising</b>	<b>TBA</b>	<b>TBA</b>
<b>May 9</b>	<b>Military Radios @ Radio Phono Combinations</b>	<b>TBA</b>	<b>TBA</b>
<b>Jun 13</b>	<b>Battery Radios, Vacuum Tubes and Antennas</b>	<b>TBA</b>	<b>TBA</b>
<b>Jul 11</b>	<b>Emerson Radios &amp; Radios with names (Tom Thumb)</b>	<b>TBA</b>	<b>TBA</b>
<b>Aug 8</b>	<b>Shortwave and Ham Radios Earphones</b>	<b>TBA</b>	<b>TBA</b>
<b>Sep 12</b>	<b>RCA and GE Radios</b>	<b>TBA</b>	<b>TBA</b>
<b>Oct 10</b>	<b>Transistor and Novelty Radios</b>	<b>TBA</b>	<b>TBA</b>
<b>Nov 14</b>	<b>S Radios (Sparton etc)</b>	<b>TBA</b>	<b>TBA</b>
<b>Dec 12</b>	<b>F to P Radios (Fada etc.)</b>	<b>TBA</b>	<b>TBA</b>

**\* Feb Meeting Moved to Feb 21 to honor Valentine's Day**

Note: If you do not have an item in this category, please feel free to bring something else related to our hobby.

# Swap Meet Map Magnolia Antique Mall

## Saturday, February 26, 2005 at 8 AM



© 2004 MapQuest.com, Inc.; © 2004 NAVTEQ

© 2002- 2005 Southeastern Antique Radio Society. ALL RIGHTS RESERVED. UNAUTHORIZED DUPLICATION PROHIBITED.  
**Caution: Performing repairs on radios could be dangerous. SARS assumes no responsibility for accidents resulting from any information contained in this web site or newsletters.**